



### District Report Card: 2017


<b>State:</b> Odisha	<b>District:</b> Malkangiri
<b>Class:</b> 5	<b>Subject:</b> Language
<b>Schools:</b> 40	<b>Students:</b> 763


### Participation/Coverage


#### Students

<b>GENDER</b> 	Boys		Girls	
	Number	%	Number	%
	367	48.10	396	51.90

<b>AREA</b> 	Rural		Urban	
	Number	%	Number	%
	656	85.98	107	14.02

<b>CATEGORY</b> 	SC		ST		OBC		GEN	
	Number	%	Number	%	Number	%	Number	%
	185	24.25	480	62.91	61	7.99	37	4.85

<b>CWSN</b> 	LD	VI	HI	S&LD	ID	Oth
	2	1	0	1	0	3

<b>Management</b> 	Government		Government-aided	
	Number	%	Number	%
	763	100.00	0	0.00

### Average Performance of Students in Language (%)

Overall	Gender		Area		Management		Social Group			
	Male	Female	Rural	Urban	Govt.	Aided	SC	ST	OBC	GEN
49.81	47.59	51.87	50.97	42.74	49.81	0.00	51.14	48.69	47.10	62.16

## Performance on Learning Outcomes (LOs)

Learning Outcomes	Description	Average Performance(%)
L504	Reads and comprehends independently storybooks, news items/ headlines, advertisements etc.	47.55
L508	Reads text with comprehension, locates details and sequence of events	50.94

Range of Performance of Students who Answered Correctly							
Below 30%		30% - 50%		50% - 75%		Above 75%	
Number	%	Number	%	Number	%	Number	%
156	20.45	242	31.72	278	36.44	87	11.40

### Lowest Performing Learning Outcomes (LOs)

- 1 - Reads and comprehends independently storybooks, news items/ headlines, advertisements etc. (47.55)
- 2 - Reads text with comprehension, locates details and sequence of events (50.94)